

DRY BATTERY

DRY | CONVENTIONAL

REF BB3L-B



12V VOLTAGE - V

30A CCA - A

3.2Ah CAPACITY - Ah (20Hr)

3Ah CAPACITY - Ah (10Hr)

TECHNOLOGY

- Lead acid dry charged construction (absorbed acid)
- No acid in cells, must be filled with acid before use
- 6 & 12V batteries

FEATURES

- Upright installation only
- Has to be checked periodically and refilled with water if necessary
- Internal gas emission through venting hole
- Handle with care to prevent acid spillage
- Regular life duration
- Does not need to be recharged while stocked

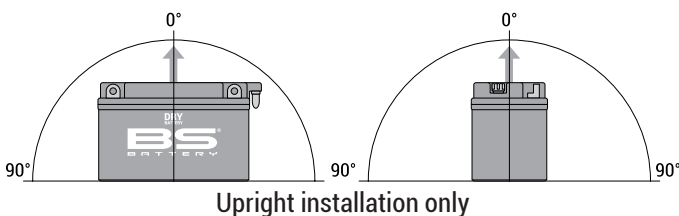
UPGRADE FOR

-

WEIGHT

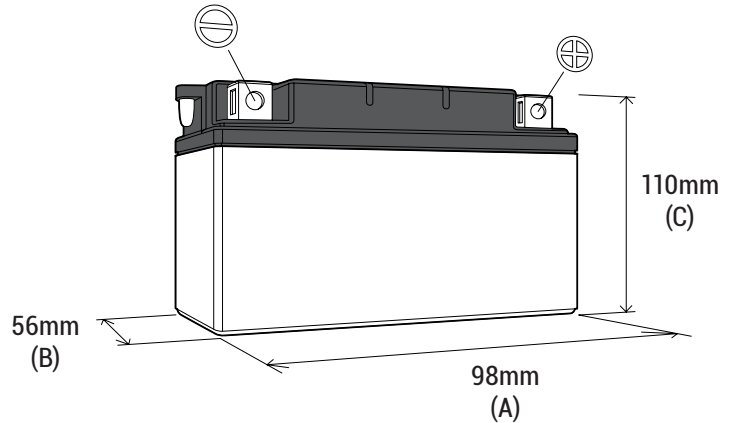
Battery (with acid) : Approx 1.20kg

MOUNTING ANGLE

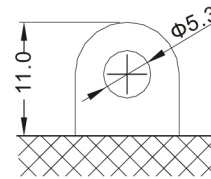


DIMENSIONS

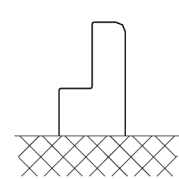
Length (A) : 98±2mm
 Width (B) : 56±2mm
 Container height : 110±2mm
 Total height (C) : 110±2mm



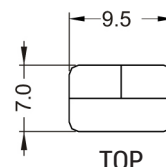
TERMINALS



FRONT



SIDE



TOP